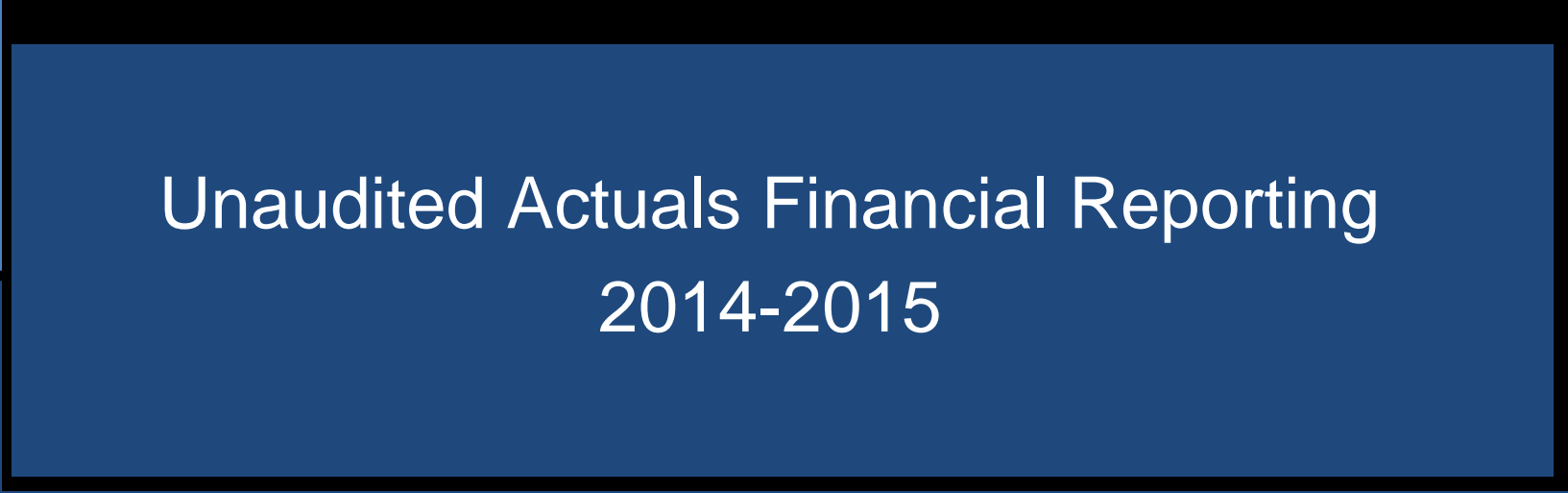




SAUSALITO MARIN CITY SCHOOL DISTRICT



Unaudited Actuals Financial Reporting
2014-2015

General Fund

“Actual” 2014-2015 Year-End Totals

Unrestricted		Restricted	
Revenue	\$4,477,539	Revenue	\$1,229,346
<i>Less</i>		<i>Less</i>	
Expense	<u>\$3,123,126</u>	Expense	<u>\$2,150,412</u>
Net:	(Before contributions to restricted)	Net:	(Before contributions from unrestricted)
Incr. (Decr.)	\$1,301,913	Incr. (Decr.)	(\$ 1,100,261)

Ending Fund Balance

Note: Combination of General Fund (01) & Special Reserve Fund (17)

\$1,545,253

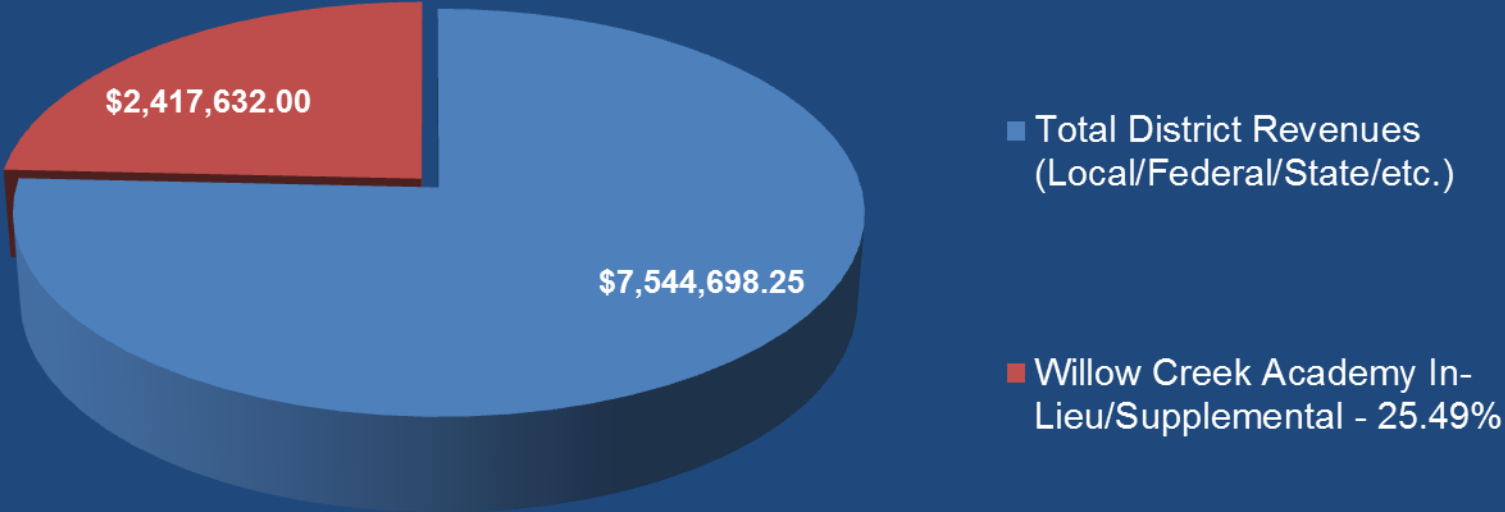
(Before Reserves)

Ending Fund Balance

\$ 142,399

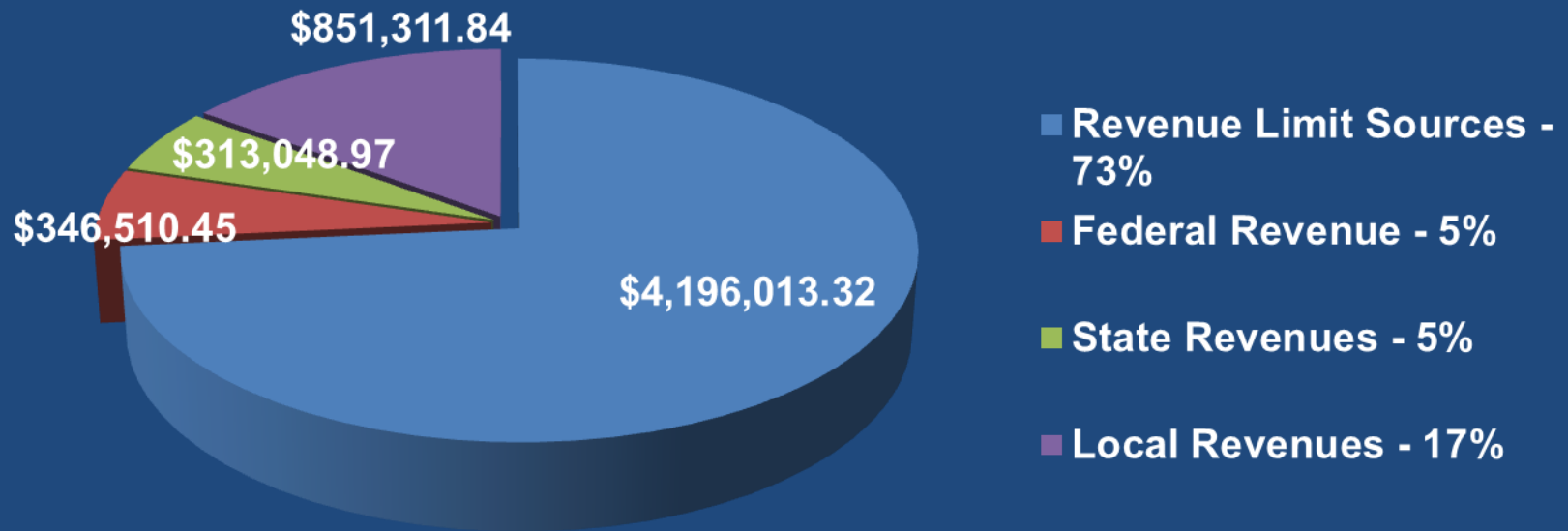
(Restricted carry over)

2014-2015 Willow Creek Academy Contribution



2014-2015 General Fund

Revenue Summary - \$5,706,884.58



2014-2015 General Fund Revenue Summary - \$ 5,706,884.58

■ Revenue Limit Sources/Property Tax **\$4,196,013.32**

■ Unrestricted

■ Property Taxes = \$ 3,098,921.20

■ Property Tax/Rev. Limit Total Revenues

■ Total Property Taxes	\$ 5,218,260.20
■ Transfer of Charter In-Lieu	<u>\$ - 2,119,339.00</u>
	\$ 3,098,921.20

■ EPA (Ed. Protection Acct.) = \$ 31,054.00

■ State Aid = \$ 1,066,038.00

■ Federal Revenues: **\$ 346,510.45**

■ Restricted

■ Special Ed. = \$ 115,603.00

■ Title I - NCLB = \$ 202,483.00

■ Title II – Teacher Quality = \$ 22,670.00

■ Title III – Immigrant Ed. = \$ 3,895.00

■ Maintenance & Operations = \$ 1,859.45

2014-2015 General Fund

Revenue Summary - \$5,706,884.58

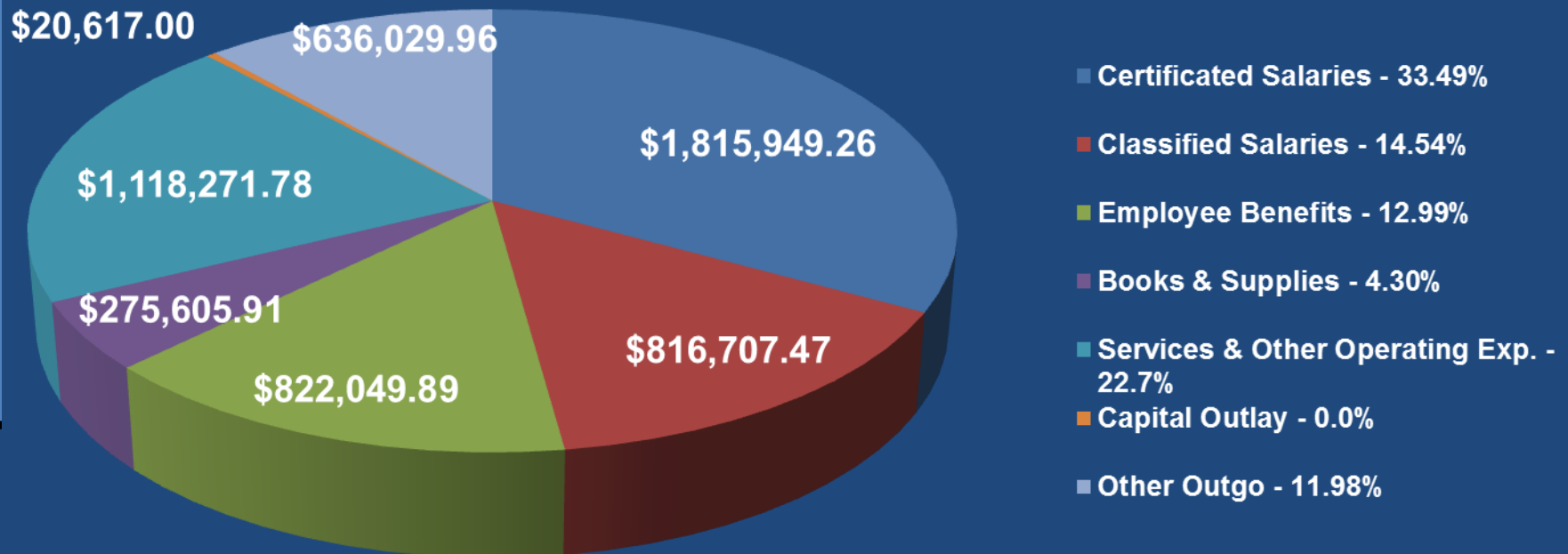
■ Other State Revenues			\$ 313,048.97
■ Unrestricted	= \$	26,037.93	
■ Lottery	= \$	22,106.64	
■ Mandated	= \$	13,517.00	
■ All Other State	= \$ -	9585.71	
■ Restricted	= \$	287,011.04	
■ Lottery	= \$	6,084.29	
■ ASES	= \$	124,234.50	
■ CA Clean Energy Jobs Act	= \$	51,901.00	
■ All Other State	= \$	104,791.75	

2014-2015 General Fund Revenue Summary - \$5,706,884.58

■ Other Local Revenue	\$ 851,311.84
■ Unrestricted	= \$ 253,627.95
□ Leases and Rentals	= \$ 81,990.00
□ CAM (Community Action Marin), Robin's Nest, facility use, etc.	
■ Interest	= \$ 3,268.65
□ All Other Fees & Contracts	= \$ 128,356.72
□ WCA Fees/insurance/property and liability and Other Local	
□ All Other Local Revenue	= \$ 40,012.58
■ Restricted	= \$ 597,683.89
□ MCOE ~ SELPA (Special Ed.)	= \$ 225,483.23
□ Other Local Revenue	= \$ 372,200.66

- *Other Local includes restricted monies and other monies received throughout the year after budget adoption. Funds are from donations and grants like: Marin Community Foundation (majority). The District has several grants with the Marin Community Foundation (MCF) : Transforming Schools Grant (\$248,320.00), and the Pre-K to 3 Grant (\$116,578.00),

2014-2015 General Fund Expenditure Summary - \$5,505,231.87



Other Funds

“Actual” 2014-2015 Year-End Totals

Cafeteria Fund ~ 13

Revenue \$88,337.99

Federal = \$ 88,676.50

State = \$ 5,694.78

Less

Expenses \$153,364.27

Net:

Incr. (Decr.) (\$23,026.28)

District Contribution = \$42,000.00

Ending Balance

\$777.73

Deferred Maintenance Fund ~ 14

Revenue: \$ 1,678.11

Less

Expenses \$ 35,885.85

Net:

Incr. (Decr.) (\$196,156.70)

District Contribution = \$50,000.00

Ending Balance

\$90,949.98

Ending Fund Balances

All Funds = \$1,687,652.68

■ Summary of Ending Fund Balances Assignments

■ Assignments = \$1,000.00

- Revolving Cash = \$ 1,000

■ Commitments = \$ 550,523.12

■ Reserve = \$550,523.12

- Board Approved Reserve for Economic Uncertainties 10%

■ Restricted = \$142,399.38

- Lottery = \$ 7,036.32
- Clean Energy = \$63,374.00
- EIA = \$ 7,627.22
- Other; Grants = \$64,361.84